



SRI SIDDHARTHA ACADEMY OF HIGHER EDUCATION
Approved to be University by UGC Act, 1987
Accredited 'C' Grade by NAAC
Apollon, B-31 Road, Tumkur- 572 197, Karnataka, India
Phone: 091 8814 213667 Fax: 91 8812213214



SRI SIDDHARTHA INSTITUTE OF MEDICAL
SCIENCES AND RESEARCH CENTRE
T. Begur, Nelamangala Taluk,
Bangalore Rural Dist. 562112
E-mail: sismrc@rediffmail.com

International Conference on Health Humanities (Virtual)

September 10-12th 2020

Theme: "Designing Pedagogy for Medical Humanities"

(Under the aegis of SSAHE and SSIMS & RC)

XXXXXX

Certificate of Merit

Awarded to

Dr. Jyotsna S

For securing Second place in Scientific paper for their Paper, "Teaching humanities through cinema to undergraduate dental students - Our learning experience".

DR D S VASUDEVA

Principal

SSIMS & RC, T Begur

DR BALAKRISHNA P SHETTY

Vice Chancellor

SSAHE University, Tumkur

DR NARAYANA K

Organising Secretary

Scientific Committee, SSIMS

J.P. Nagar 1 Phase,
Bangalore - 560 078.

In collaboration with



The Government of India,
Indian National Commission for
Cooperation with the UNESCO



United Nations
Educational, Scientific and
Cultural Organization



UNESCO Chair
in Bioethics
University of Haifa

UNESCO Chair in Bioethics
Asia Pacific Division's
International Conference on
Bioethics in Health Sciences
BIOETHICON 2019

8th to 10th November, 2019

Theme - "Redefining Bioethics in Health Sciences for the next century"
SRM Medical College Hospital & Research Centre

CERTIFICATE OF EXCELLENCE

Awarded to

Jyotsna Srinagesh

for winning the **1st Prize** in Oral Paper on
"Teaching Medical Ethics and Professionalism to Undergraduate
Dental Students - Impact Assessment of A 3 Year Program"

during **BIOETHICON 2019**
held on 8th - 10th November, 2019 at
SRM Medical College Hospital & Research Centre, SRM IST, Chennai

Amnon Carmi

Prof. Amnon Carmi
Head & Chair Holder
UNESCO Chair in Bioethics Haifa

Russell D'Souza

Prof. Russell D'Souza
Head Asia Pacific Division
UNESCO Chair in Bioethics Haifa

Mary Mathew

Dr. Mary Mathew
Organizing Chairman

Derek D'Souza

Dr. Derek D'Souza
Organizing Secretary

Vedprakash Mishra

Dr. Vedprakash Mishra
Chair, Scientific Committee

Sandeep Sancheti

Dr. Sandeep Sancheti
Chair, Local Organising Committee

Jyotsna Srinagesh

SAPMILV Dental College
J.P. Nagar 3 Phase,
Chennai - 600 078.

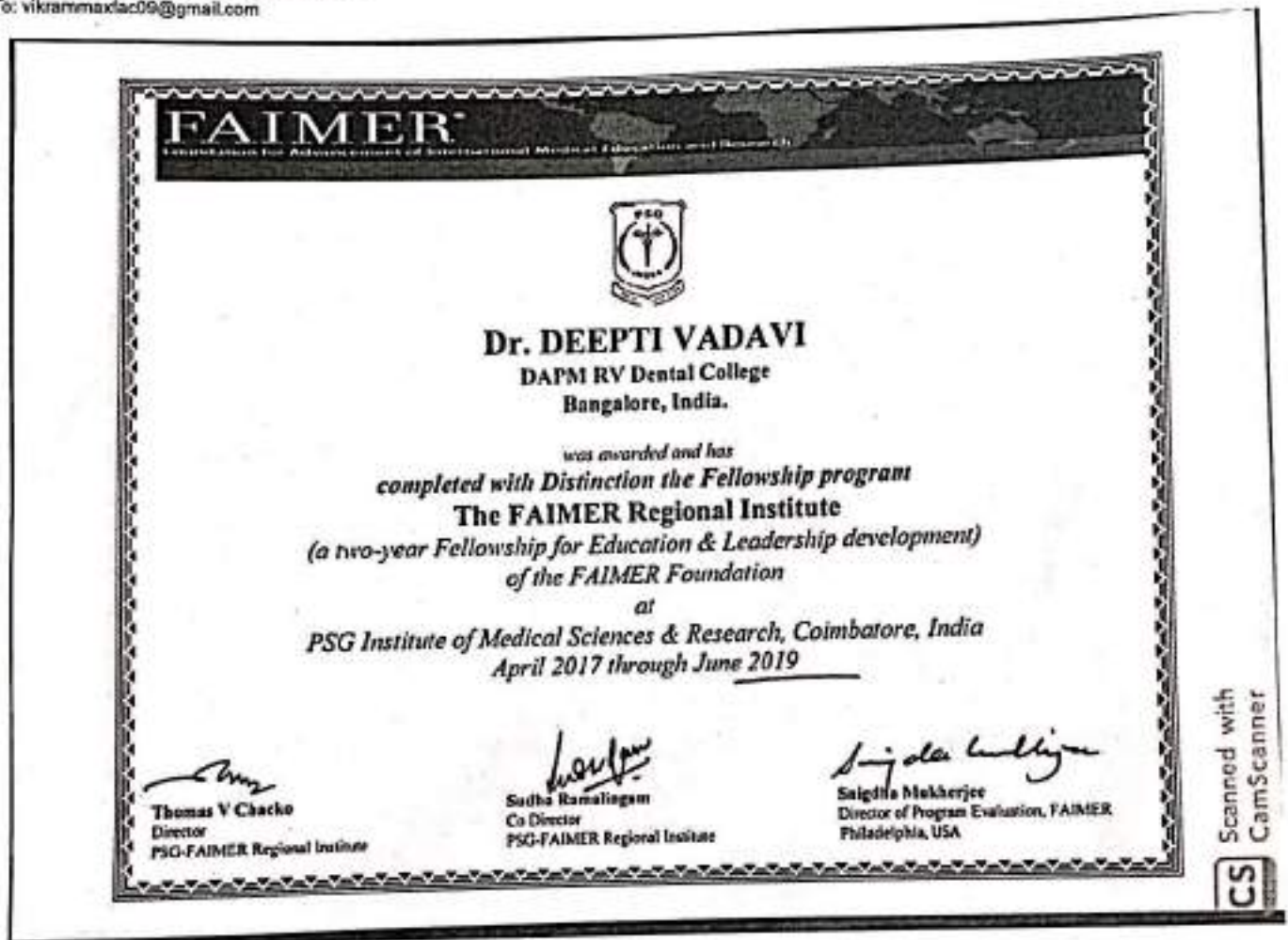
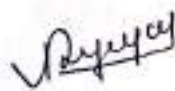


Deepti- faimer fellowship

1 message

Fri, Feb 19, 2021 at 11:05 AM

Bala Vikram <vikrammaxfac09@gmail.com>
 To: vikrammaxfac09@gmail.com

Principal
 D.A.P.M.R.V. Dental College
 J.P. Nagar & Phase,
 Bangalore - 560 078.



DAPM R.V. DENTAL COLLEGE
J.P. NAGAR 1ST PHASE BANGALORE -560
078

=====

DAPMRVDC/ /2019-2020 Date:19.11.2019.

To

Dr.Saritha Yanduri,
Reader,
Dept.of Oral Pathology &
Microbiology,
DAPM R.V.Dental college,
Bangalore-560078.

Subject: Payments
- 0 -

With reference to the above, I am enclosing herewith cheque/DD No.016903 dtd.,11.11.2019 for a sum of Rs.15,000/- (rupees Fifteen thousand only) towards Financial assistance (Registration fees) in respect of XXVIII National conference of the Indian Association of Oral and Maxillofacial Pathologists held on 1 to 3rd November 2019 at Trivandrum.

Encl:a/a

[Signature]
Principal
D.A.P.M.R.V. Dental College
J.P. Nagar I Phase,
Bangalore - 560 078.



2019 IAOMP NATIONAL CONFERENCE XXVIII
KOVILAM, THIRUVANANTHAPURAM

XXVIII IAOMP NATIONAL CONFERENCE

1st - 3rd NOVEMBER 2019
KOVILAM, THIRUVANANTHAPURAM

CERTIFICATE OF APPRECIATION



Awarded to **Dr. Sanita Yandani**

for contributing as an author for the **SCIENTIFIC PRESENTATION** titled
Pearls of wisdom: An insight into the keratin pearls of oral squamous cell carcinoma

in the Scientific Session at the XXVIII National Conference of the Indian Association of Oral & Maxillofacial Pathologists held at Kovilam, Thiruvananthapuram on 1st to 3rd November, 2019.

[Signature]
Dr. B. Veerendra Kumar
Hon. President, IAOMP

[Signature]
Dr. Naddemreddy
Hon. Secretary, IAOMP

[Signature]
Dr. T. T. Sivakumar
Organizing Secretary

[Signature]
Dr. Rakesh Suresh
Chairman, Scientific Committee

[Signature]
Dr. A.P.M.R.V. Dental College
4th Floor, 1st Phase,
Kovilam - 560 078.
[Signature]



新潟大学

Niigata University Medical & Dental Hospital

Certificate of Accomplishment

Is awarded to:

Dr. P. Roshan Kumar

For his valuable visit as research fellow in our department by the support of the Japan Prosthodontic Society.

POSITION: Research Fellow

Division of Bio-Prosthodontics, Niigata University Faculty of Dentistry.

PERIOD: September 24th to October 19th, 2018

DATE OF ISSUE: October 19th, 2018

A handwritten signature in black ink, appearing to read "Katsumi Uoshima".



Dr. Katsumi Uoshima DDS, Ph.D.

Vice Dean

Niigata University Graduate School of Medical and Dental Sciences

Division of Bio-Prosthodontics

Niigata University Med & Dent Hospital

Oral Implant Clinic

A handwritten signature in blue ink, appearing to read "P. Roshan Kumar".
D.A.P.M.R.V. Dental College

J.P. Nagar I Phase,

Bangalore - 560 078.

SA-1



DAPM R.V. DENTAL COLLEGE
J.P. NAGAR 1ST PHASE BANGALORE - 560
078

=====

DAPMRVDC/ /2018-2019

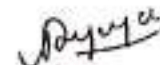
Date:29.12.2018.

To

Dr.P Roshan Kumar,
Reader,
Dept.of Prosthodontics
DAPM R.V.Dental college,
Bangalore-560078.

Subject: Payments
- 0 -

With reference to the above, I am enclosing herewith cheque/DD No.979719 dtd.,13.12.2018 for a sum of Rs.50,000/- (rupees Fifty thousand only) towards Financial assistance (Including Registration, Airfare and other other allowances) for attending International exchange programme (Indian Prosthodontic society and Japan Prosthodontic society) between 24th September to 19th October 2018 at Nilgata.


Principal

Encl:a/a


D.A.J.M.I.C.W Dental College
J.P. Nagar I Phase,
Bangalore - 560 078.



Rajiv Gandhi University of Health Sciences, Karnataka
4th 'T' Block, Jayanagar, Bangalore - 560 041

No. RGU/Gen/FA-4/2018-19

Date: 03/10/2018

OFFICE ORDER

Sub: Sanction of Financial Assistance to Dr. P. Roshan Kumar, Dept of Prosthodontics, DAPMR.V Dental College, Bangalore, towards for attending conference at Niiagata University University from 24th Sept to oct 20th -2018 at Japan.

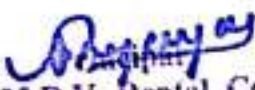
Ref: 1. Your letter dated 16/08/2018
2. Notification No. AUTH/FA/131/2014-15 |Dated 3/11/2014.
3. Approval of the Hon'ble Vice chancellor dated. 25/09/2018

Sanction is hereby accorded for the payment of Rs. 45,000/- (Rupees Forty Five Thousand Only) to Dr. P. Roshan Kumar, Dept of Prosthodontics, DAPMR.V Dental College, Bangalore, towards for attending conference at Niiagata University from 24th Sept to oct 20th -2018 at Japan, production of Air Tickets and attendance certificate issued by the authorities of the conference is compulsory, attestation of **Director/Dean/Principal/Organizing Secretary** is compulsory for above documents.


REGISTRAR

To

Dr. P. Roshan Kumar,
Dept of Prosthodontics, DAPM.
R.V Dental College,
J.P.Nagar, I Phase,
Bangalore-560 078.


D.A.P.M.R.V. Dental College
J.P. Nagar I Phase,
Bangalore - 560 078.

THE INTERNATIONAL CONGRESS OF ORAL IMPLANTOLOGISTS



April 6, 2018

Hereby certifies that

Dr. Deepak S

has satisfactorily completed the requirements
for Diplomate as set forth by the Board
of Directors, and has demonstrated an
exceptional interest in the advancement of
Implant Dentistry, and is thereby
recognized with the title of

BOARD CERTIFIED ~ DIPLOMATE

of The International Congress of
Oral Implantologists.

DR. VIKAS JAIN
NON EXECUTIVE DIRECTOR

DR. ANUP KUMAR
DIRECTOR, NCI DIPLOMATE COMMITTEE

DR. KUNJATHAN ANAND
NON EXECUTIVE DIRECTOR

DR. KUNJATHAN ANAND
NON EXECUTIVE DIRECTOR



Dr. Deepak S

D.A.P.M.R.V. Dental College
J.P. Nagar 1 Phase,
Bangalore - 560 078.



Rajiv Gandhi University of Health Sciences, Karnataka
4th T Block, Jayanagar, Bangalore - 560 044

No. RGU/GEN/PA/01/2018-19

Date: 30/05/2018

OFFICE ORDER

Sub: Sanction of Financial Assistance to Dr.Madhura M.G. R V Dental college and Hospital, Bengaluru, towards conducting on scientific paper presentation on 23rd June to 28th June 2018, at Vancouver, Canada.

Ref: 1. Your letter dated 21/04/2018
2. Notification No. AUTH/FA/131/2014-15 (Dated 3/11/2014)
3. Approval of the Hon'ble Vice chancellor dated. 21/05/2018

Sanction is hereby accorded for the payment of Rs. 35,000/- (Rupees Thirty Five Thousands only) to Dr.Madhura M.G. R V Dental college and Hospital, Bengaluru, towards conducting on scientific paper presentation on 23rd June to 28th June 2018, at Vancouver, Canada, subject to production of programme report, details of participants, Utilization Certificate, programme photos, original bills, and C.D. Attestation of **Director/Dean/Principal/Organizing Secretary** is compulsory for above documents.


REGISTRAR
D.V. N.S.

To,

Dr.Madhura M.G.
Reader, Dept of Oral pathology and Microbiology,
DAPM,R.V.Dental College
J.P.Nagar, 1 Phase,
Bangalore-560 078.


D.A.P.M.R.V. Dental College
J.P. Nagar 1 Phase,
Bangalore - 560 078.



DAPM R.V. DENTAL COLLEGE
J.P. NAGAR 1ST PHASE BANGALORE - 560
078

=====

DAPMRVDC/ /2018-2019 Date:12.09.2018.

To

Dr.Madhura M G,
Reader,
Dept.of Oral Pathology,
DAPM R.V.Dental college,
Bangalore-560078.

Subject: Payments
- 0 -

With reference to the above, I am enclosing herewith cheque/DD No.957976 dtd.,09.08.2018 for a sum of Rs.50,000/- (rupees Fifty thousand only) towards Financial assistance (Including Registration, Airfare and other other allowances) in respect of Paper presentation at 2018 IAOP (International Association of Oral and Maxillofacial Pathologists) in Canada from 23.6.2018 to 28.06.2018.

[Signature]
Principal

Encl:a/a

[Signature]
Principal
D.A.P.M.R.V. Dental College
J.P. Nagar 1 Phase,
Bangalore - 560 078.

**American Academy of Oral & Maxillofacial Pathology
International Association of Oral Pathologists**

verifies that

Dr. Madhura M G

D A Pandu Memorial R V Dental College and Hospital

has presented a paper:

microRNA-222 and microRNA-203 signatures in oral squamous cell carcinoma: potential role in progression and as therapeutic targets

at the continuing education course marked below

Essay Program (4.5 hours)

using lecture as the educational method

on June 26, 2018 at

**AAOMP- IAOP 2018 Joint Meeting & Continuing Education Program
in Vancouver, Canada - June 23 - June 28, 2018**

Donald M. Cohen

Donald M. Cohen, DMD, MS, MBA - Director of Education, AAOMP

Participants: Original continuing education verification is subject to audit by many State Dental Boards. This verification should be retained by the licensee.

AAOMP is an ADA CERP Recognized Provider

AAOMP

Nagaraj

American Academy of Oral
& Maxillofacial Pathology

Principal

D.A.P.M.R.V. Dental College

**J.P. Nagar 1 Phase,
Bangalore - 560 078.**

ADA CERP® | Continuing Education
Recognition Program

The American Academy of Oral and Maxillofacial Pathology is an ADA CERP Recognized Provider. ADA CERP is a service of the American Dental Association to assist dental professionals in identifying quality providers of continuing dental education. ADA CERP does not approve or endorse individual courses or instructors, nor does it imply acceptance of credit hours by boards of dentistry. Concerns or complaints about a CE provider may be directed to the provider or to the Commission for Continuing Education Provider Recognition at ADA.org/CERP.

FAIMER

Dr. JYOTSNA S

**D.A. Pandu Memorial RV Dental College & Hospital
JP Nagar, Bangalore Karnataka, India.**

*was awarded and has completed
with Distinction*

the two-year Education & Leadership Fellowship
The PSG FAIMER Regional Institute

at
Coimbatore, India


April 2015 through June 2017

D.A.P.M.R.V. Dental College
Phase,
J.P. Nagar
Bangalore - 560 078.

[Signature]

**Principal
D.A.P.M.R.V. Dental College
J.P. Nagar I Phase,
Bangalore - 560 078.**

[Signature]
Thomas V Chacko
Director, PSG-FAIMER Regional Institute



[Signature]
Ralf Rundgren Graves
Director, FAIMER Regional Institutes

(2)



**DAPM R.V. DENTAL COLLEGE J.P. NAGAR
1ST PHASE BANGALORE -560 078**

=====

DAPMRVDC/

/2016-2017

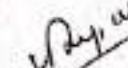
Date:17.09.2016.

To


Dr.Madhura M G
Reader,
Dept. of Oal & Maxillofacial Pathology,
DAPM R.V.Dental college
Bangalore-560078.

Subject: Payments
- 0 -

With reference to the above, I am enclosing herewith cheque/DD No.956818 dtd.,08.09.2016 for a sum of Rs.30,000/- (rupees Thirty thousand only) towards Financial Assistance for a Scientific paper presentation made at an international conference, Dubai held during 22nd Auguat to 24th August 2016. (Including Registration, Airfare and other allowances).


Principal

Encl:a/a


Principal
D.A.P.M.R.V. Dental College
J.P. Nagar I Phase,
Bangalore - 560 078.

Certificate of Recognition



Scient Global Conferences

364 Bradford Dr Sarnia, ON N7S5K7

Canada, Phone: +1-519-900-0130

*Scient Global Conferences and the Editors of
Journal of Dental and Oral Health wish to thank*

*Prof/Dr. **Madhura MG***

DAPM RV Dental College, India

for her phenomenal and worthy oral presentation

at the "Global Conference on

Dental and Oral Health"

held on August 22-24, 2016 in Dubai, UAE



Principal

D.A.P.M.R.V. Dental College

J.P. Nagar 4 Phase

Bangalore - 560 078.

Ahmed Halim Ayoub

Egyptian Society of oral Implantology, Egypt

Dental 2016 Organizing Committee Members

Andre J Horn
President French Board
France

Viviana Clelia Lüdi Elchevarren
Santiago de Compostela University
Spain

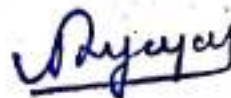
Vishal Sahayata
Faculty of Dental Sciences
India

Session 1: Current Concepts in Oral Health
Session 2: Therapy and Treatment
Session 3: Endodontics
Session 4: Oral Cancer
Session 5: Orthodontics
Session 6: Dental Hygiene

Session Chair: Stephane Barthelemi
Montpellier University, France

Session Co-chair: Mahfud Mohamed
University of Benghazi, Libya

- Title** A comparative study of alveolar and basal bones density of human maxilla and mandible using Cone Beam Computed Tomography CBCT
Mahfud Mohamed, University of Benghazi, Libya
- Title** Outcomes after physical therapy for the treatment of temporomandibular disorders
Yasser Khaled, Carolinas Medical Centre, USA
- Title** Perioral defects: Reconstructive techniques
Ahmad Mahrous, Minia University, Egypt
- Title** A critical appraisal of SFOA as compared to traditional surgical orthodontics - A short term experience demonstrated through clinical cases
A. Nayeemullah Khan, MAHER University, India
- Title** Diagnosis and treatment strategy of patients undergoing orthodontic treatment with TMJ dysfunction
Evgeny Roschin, Russian Federation
- Title** Utilizing dental hygiene workforce to improve oral health status through recall systems
Sahar Bin Huraib, King Saud University, Saudi Arabia
- Title** Etiopathogenesis and management of tumor like lesions of oral cavity – New insights
Madhura M G, India
- Title** Failure of eruption of permanent molars: A diagnostic dilemma
Geetanjali Sharma, UCLH Eastman Dental Hospital, UK
- Title** Can orthodontic retainers cause carious lesions
Hana Albalbeesi, King Saud University, Saudi Arabia
- Title** The insertion of natural products in the clinical dentistry and Oral care
Vitoldo Antonio Kozlowski Junior, Ponta Grossa State University, Brazil
- Title** Biodentine as a root reinforcement material for managing immature teeth with open apices and apical periodontitis: A series of case reports
Ankur Dua, Ibn Sina National College, Saudi Arabia



Principal
D.A.P.M.R.V. Dental College
J.P. Nagar I Phase,
Bangalore - 560 078.



Payment Receipt

Received from: **Dr. Madhura MG**

Date Posted: June 24, 2016

Received date: June 24, 2016

Speakers	Service Description	Amount Due	Total
Madhura MG	Registration at GCD-2016	699 USD	
Total amount payable			699 USD
Total amount received			699 USD
Total amount outstanding			NIL

Thank you for your payment

Rajeev

Principal
D.A.P.M.R.V. Dental College
J.P. Nagar I Phase,
Bangalore - 560 078.



JSS University
(Accredited 'A' grade by NAAC)

JSS Medical College, Mysuru
MEDICAL EDUCATION UNIT



National Conference in Medical Education (MECon - 2016)

Theme: Trends and Challenges in Medical Education

Certificate


The poster presented by

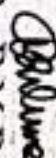
Dr. Dr. Jyotsna S


Has been adjudged as Best Poster

at National Conference in Medical Education (MECon-2016)

held on 27th and 28th of February 2016 at JSS Medical College, Mysuru.


Dr. Arun M
Organising Secretary


Dr. B M Balaram
Principal


Dr. P. Prasad
J.P. Nagar 1 Phase,
Bangalore - 560 078.



**DAPM R.V. DENTAL COLLEGE J.P. NAGAR
1ST PHASE BANGALORE -560 078**

=====

DAPMRVDC/ /2016-2017

Date:17.10.2016.

To

Dr.Suma S
Reader,
Dept. of Oral Pathology,
DAPM R.V.Dental college
Bangalore-560078.

Subject: Payments
- 0 -

With reference to the above, I am enclosing herewith cheque/DD No.956892 dtd.,01.10.2016 for a sum of Rs.15,000/- (rupees Fifteen thousand only) towards Financial Assistance for (Paper presentation in conference) 18th International congress on Oral Pathology and Medicine and XXV Conference of the Indian Association of Oral and Maxillofacial Pathologists held from 8th to 11th September 2016 at Chennai 2016. (Including Registration, Airfare and other allowances).

[Signature]
Principal

Encl:a/a

[Signature]
Principal
D.A.P.M.R.V. Dental College
J.P. Nagar I Phase,
Bangalore - 560 078.



18th IAOP - XXV IAOMP

CONFERENCE

8th - 11th Sep 2016

Chennai, India.

Certificate of Appreciation

Awarded to

Suma S

For Presenting on

BIREFRINGENCE OF PATHOLOGIC ORAL TISSUES STAINED
WITH HAEMATOXYLIN AND EOSIN
-AN EXPLORATORY STUDY

in the Scientific Session of the Conference

Umesh Kumar
President
IAOP

U. Hanumanth
President
IAOMP

S. S.
Secretary
IAOP

N. S. K.
Secretary
IAOMP

S. Jayas
Principal

D.A.P.M.R.V. Dental College
J.P. Nagar 1st Phase,
Bangalore - 560 078.

Knowledge beyond boundaries



XXV Conference of Indian Association of Oral and Maxillofacial Pathologists

₹ 090

18th International Congress on Oral Pathology and Medicine

Date: 7/2/16

No. 090

Received with thanks from Dr. Suma S. Srinivasan

Twenty five thousand rupees towards Registration

cash Dated on

Elizabeth Srinivasan

Prayaga

Principal
D.A.P.M.R.V. Dental College
J.P. Nagar I Phase,
Bangalore - 560 078.

Title: BIREFRINGENCE OF DISEASED ORAL TISSUES STAINED WITH HAEMATOXYLIN AND EOSIN: AN EXPLORATORY STUDY

Authors: Dr. Suma S, Dr. Sarita Yanduri, Dr. Madhura MG
Affiliation: Readers, D.A.P.M.R.V. Dental College and Hospital, Bengaluru, Karnataka, India.

INTRODUCTION

Oral mucosa contains anisotropic substances, which are birefringent → Should be visible under polarized light, when stained with Haematoxylin & eosin (H/E) → Diseases will alter the birefringence patterns / characteristics of oral mucosa

Adjuvant techniques used for diagnosis of oral diseases:
 •Histochemistry
 •Immunohistochemistry
 •Fluorescent microscopy
 •Electron microscopy

WHAT IS AVAILABLE IN LITERATURE?

- GROUND SECTIONS OF TEETH: dental caries
- USING H/E: foreign bodies, artifacts
- USING SPECIAL STAINS / ADJUVANT TECHNIQUES:
 1. Collagen in: oral submucous fibrosis and other PMDs, oral squamous cell carcinoma, fibrous lesions, odontogenic cysts and tumours
 2. Amyloid, Amyloid-like material

WHAT IS NOT AVAILABLE IN LITERATURE?

1. Birefringence of tissues other than collagen
2. Birefringence characteristics of oral tissues stained with H/E

ONLY COLLAGEN STUDIED IN MOST ORAL DISEASES USING PICOSIRIUS RED

Will polarizing microscopy be useful in routine diagnosis?

Minimize use of complex equipment & expensive techniques

Save time

METHODOLOGY

CATEGORY	HISTOPATHOLOGIC DIAGNOSIS	NO. OF CASES
Reactive	Fibroepithelial hyperplasia	25
	Pycogenic granuloma	10
	Peripheral odontogenic fibroma	02
	Peripheral giant cell granuloma (hyperkeratosis leukoplakia without dysplasia)	25
Potentially malignant disorders	Epithelial dysplasia	20
	Oral submucous fibrosis	25
Odontogenic cysts	Radicular cyst	20
	Dentigerous cyst	02
Odontogenic tumours	Odontoma	02
	Keratocystic odontogenic tumour	02
	Ameloblastoma	05
	Anaplastic carcinoma	01
Fibrous lesions	Oral fibroma	03
	Fibrous dysplasia	01
Mucocutaneous	Lichen planus	25
	Paronychia	02
Others	Peripheral granuloma	25
	Hyperplastic dental follicle	03



RESULTS


NORMAL ORAL MUCOSAL STRUCTURES



COLLAGEN

PINK	YELLOW	WHITE
<ul style="list-style-type: none"> • Normal mucosa • Most cases • Radicular cyst • Dentigerous cyst 	<ul style="list-style-type: none"> • Inflamed gingiva • Fibroepithelial hyperplasia 	<ul style="list-style-type: none"> • Oral submucous fibrosis • Keratocystic odontogenic cyst

NORMAL → HYPERKERATOSIS → EPITHELIAL DYSPLASIA



DISCUSSION

- Birefringence with H/E : colourful
- Keratin appears yellow-orange
- Spinous cells lose their birefringence in intracellular oedema, atypia
- Collagen appears pink, yellow or white
- Dyskeratosis is birefringent, apoptotic bodies are not
- Quality of staining directly influences birefringence

CONCLUSION

- Use of polarized light shows promising results in :
 - Differentiating fibroepithelial hyperplasia hyperkeratosis and epithelial dysplasia
 - Fibrous lesions
 - Identifying dyskeratosis, ghost cells, Kusthon bodies, hyaline droplets in adenomatoid odontogenic tumour

FUTURE PERSPECTIVE

- Different colours of collagen birefringence
- Epithelial dysplasia

REFERENCES

1. Sorensen SE, Latham C, Barcroft JD. Barcroft's theory and practice of histology techniques, 2019 Elsevier: Health Sciences
2. Gargya A, Shetty P, Theodor U. Polarized light microscopy. Indian J Dermatol Venereol Leprol 2007;15(1):206-8.
3. Shetty N, Choudhury M, Bose E, Shetty G. Evaluation of cystitis in female head paraffin embedded tissue sections for differential diagnosis of granulomatous and tumoral aetiologies. Mod Pathol 2001;14(8):806-12.
4. Shetty BS, Dhanraj M. Clinical and histopathological evaluation of collagen fibre organization in paraffin with oral submucous fibrosis. J Oral Maxillofac Pathol 2012;12:134-40.
5. Cerna M, Sestak T, Aho J, Krivan R. Comparative study of ultrastructural staging of oral submucous fibrosis with qualitative analysis of collagen fibres under polarizing microscope. Indian J Dent Res 2009;20(1):10-14.
6. Gargya A, Shetty P, Shetty M. Collagen in histological stages of oral submucous fibrosis. J Oral Maxillofac Pathol 2012;12:142-4.
7. Wada S, Harada M. Comparison of artificial white spots by microtopography and polarized light microscopy. J Dent Res 1994;73:1271.
8. Appalana P, Sankar S, Baskar P. Incremental loss in oral keratinocytes of human teeth: An approach to their role in age adaption using polarizing microscope. Indian J Dent Res 2008;21:319-30.
9. Muruganathan BS, Saha A, Shetty V. Histopathological evaluation of collagen fibres using picrosirius red and polarizing microscopy in oral squamous cell carcinoma. J Can Res Ther 2005;1(2):273-4.
10. Srinivasan R, Saha A, Srinivasan R. Structural characterization and comparison of odontogenic cysts and odontogenic tumour using picrosirius red stain and polarizing microscopy. A histochemical and histochemical study. Indian J Dent Res 2012;23(1):10-14.
11. Singh P, Shetty BS, Madhusudan S, Appalana P. A quantitative and qualitative analysis of collagen fibres to determine the role of connective tissue stroma on biological behaviour of odontogenic cysts: A histochemical study. Histopathol 2012;18:26.
12. Sultana SS, Sankar S, Bose E, Shetty N, Sankar S, Sankar S. Polarizing and light microscope analysis of mineralized component and stromal elements in fibrous epithelial lesions. J Clin Diag Res 2014;8(1):204-205.
13. Sankar S, Bose E, Sankar S, Sankar S. Histochemical analysis of oral artifacts: A vivid picture through light and polarized microscopy. Indian J Pathol Microbiol 2014;58:31-4.

Gargya
 Principal
 D.A.P.M.R.V. Dental College
 J.P. Nagar 2 Phase,
 Bangalore - 560 078.



NPTEL Online Certification

(Funded by the Ministry of HRD, Govt. of India)
This certificate is awarded to

DR DEEPTI VADAVI

for successfully completing the course

Health Research Fundamentals

(NIE-ICMR) Certificate course: NIECer-101)

with a score of **93 %**

Online Assignments	24.5/25	Proctored Exam	68.25/75
--------------------	---------	----------------	----------

Total number of candidates certified: 593



Selva

Dr. Manoj Murthekar

Schoolist G & Director In-charge
ICMR-National Institute of Epidemiology Chennai

Praveen Kumar

Dr. Soumya Swaminathan

Secretary to Govt. of India, Dept. of Health Research &
Director-General, Indian Council of Medical Research

[Signature]

Prof. Andrew Thangaraj

NPTEL Coordinator
IIT Madras



ICMR-National Institute of Epidemiology

[Signature]

D.A.P.M.R.V. Dental College

D.A. Nagar 1 Phase
Bangalore - 560 078.

Roll No: NPTEL17HS1426200464FN
To validate and check scores: <http://npTEL.ac.in/noc>





THE FOURTH SEARAME CONFERENCE

Best Paper Award

This Certificate is awarded

Dr. Jyotsna Srinagesh

being adjudged as the Best Paper Presenter

at the
Fourth Conference of the
South East Asia Regional Association for Medical Education
held in

Yangon, Myanmar

From 16th-18th November, 2016

Prof. Dr. Rita Sood
President, SEARAME

Prof. Dr. Tin Tun
Conference Chair

Bangalore-560 078.

68th Indian Dental Conference
Host : IDA Karnataka State branch



CERTIFICATE OF APPRECIATION

Awarded to

Dr. JYOTSNA SRINAGESH

for Winning I / II / III Prize in Scientific Paper / Poster competition
at 68th Indian Dental Conference
from 13th to 15th February 2015, at
Manpho Convention Centre, Bengaluru

D.A.P.M. Mysore
J. R. Prasad

M. Mahesh Verma
Dr. Mahesh Verma
President - IDA H.O.

Ashok Dhole
Dr. Ashok Dhole
Hon. Secretary Gen. - IDA H.O.

Nitin Parekh
Dr. Nitin Parekh
Conference Secretary

T. N. Tilakraj
Dr. T. N. Tilakraj
Conference Chairman

D.A.P.M. Mysore
Principal
D.A.P.M. Mysore Dental College
Dr. Rajkumar S Atlur,
Scientific Chairperson
BANGALORE - 560 078.



INDIAN ACADEMY OF ORAL MEDICINE AND RADIOLOGY

XIII NATIONAL TRIPLE O SYMPOSIUM

Theme - Oral Cancer
Behind the Scene and Beyond.....



Certificate of Appreciation

Presented to

Dr. Sarita Chandur

for presenting a scientific paper/ poster on Lichenoid features and

fibrosis - coexistence in quid induced lesions

at XIII National Triple O Symposium 2015 held on 13th, 14th & 15th March 2015 at

Faculty of Dental Sciences, S. Ramiah University of Applied Sciences, Bengaluru.

[Signature]

Principal
D.A.P.M.R.V. Dental College
J.P. Nagar I Phase,
Bangalore - 560 078.

[Signature]

Dr Sujatha S.
Organizing Chairperson

[Signature]

Dr N. Rakesh
Organizing Secretary

[Signature]

Dr Roopa S. Rao
Chairperson
Scientific Committee





**DAPM R.V. DENTAL COLLEGE J.P. NAGAR
1ST PHASE BANGALORE -560 078**

=====

DAPMRVDC/ /2014-2015

Date:28.03.2015.

To

Dr.Saritha Yenduri,
Reader,
Dept.of Oral & Maxillofacial
Patholgy,
DAPM R.V.Dental college,
Bangalore -560 078.

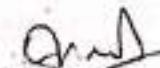
Subject: Payments


- 0 -

With reference to the above, Here by giving a sum of Rs.7,000.00 (Rupees Seven thousand only) vide cheque No.956095 dtd.,26.03.2015 towards Registration fees and also presented a paper at National Tripple O Conference held at Bangalore from 13th to 15th March 2015.

Thanking you,

Encl:a/a


Principal


D.A.P.M.R.V. Dental College
J.P. Nagar I Phase,
Bangalore - 560 078.