


D.A.P.M.R.V.DENTAL COLLEGE

No. CA 37TH ,MAIN ROAD J.P.NAGAR BANGALORE -78

NO OF PATIENTS TREATED FOR THE YEAR 2015 JULY TO 2016 JUNE

SL.No	MONTHS	NEW PATIENTS	OLD PATIENTS	TOTAL PATIENTS
1	JULY	9155	5800	14955
2	AUGUST	20446	5088	25534
3	SEPTEMBER	8235	4721	12956
4	OCTOBER	6381	4987	11368
5	NOVEMBER	6677	5117	11794
6	DECEMBER	10079	5791	15870
7	JANUARY	6946	5836	12782
8	FEBRUARY	7486	5615	13101
9	MARCH	7671	5720	13391
10	APRIL	7004	5351	12355
11	MAY	8109	4648	12757
12	JUNE	8715	5518	14233
	TOTAL	106904	64192	171096



D.A.P.M.R.V. Dental College
J.P. Nagar - I Phase,
Bangalore - 560 078.

D.A.P.M.R.V.DENTAL COLLEGE

No. CA 37TH ,MAIN ROAD J.P.NAGAR BANGALORE -78

NO OF PATIENTS TREATED FOR THE YEAR 2016 JULY TO 2017 JUNE

SL.No	MONTHS	NEW PATIENTS	OLD PATIENTS	TOTAL PATIENTS
1	JULY	9922	5217	15139
2	AUGUST	8611	6200	14811
3	SEPTEMBER	8224	4794	13018
4	OCTOBER	6752	4401	11153
5	NOVEMBER	7511	5228	12739
6	DECEMBER	8834	6236	15070
7	JANUARY	8788	5626	14414
8	FEBRUARY	8987	5052	14039
9	MARCH	8455	5895	14350
10	APRIL	9743	6385	16128
11	MAY	10581	6345	16926
12	JUNE	9706	5806	15512
		106114	67185	173299



Principal
D.A.P.M.R.V. Dental College
J.P. Nagar I Phase,
Bangalore-560 078.

D.A.P.M.R.V.DENTAL COLLEGE

No. CA 37TH ,MAIN ROAD J.P.NAGAR BANGALORE -78

NO OF PATIENTS TREATED FOR THE YEAR 2017 JULY TO 2018 JUNE

SL.No	MONTHS	NEW PATIENTS	OLD PATIENTS	TOTAL PATIENTS
1	JULY	10399	5988	16387
2	AUGUST	8933	5453	14386
3	SEPTEMBER	6589	4621	11210
4	OCTOBER	7398	5402	12800
5	NOVEMBER	11236	5810	17046
6	DECEMBER	8886	5339	14225
7	JANUARY	12693	4608	17301
8	FEBRUARY	6455	5141	11596
9	MARCH	7065	4971	12036
10	APRIL	6348	4745	11093
11	MAY	6611	4874	11485
12	JUNE	12873	4823	17696
		105486	61775	167261


Principal
D.A.P.M.R.V. Dental College
J.P. Nagar I Phase,
Bangalore- 560 078.

D.A.P.M.R.V.DENTAL COLLEGE

No. CA 37TH ,MAIN ROAD J.P.NAGAR BANGALORE -78

NO OF PATIENTS TREATED FOR THE YEAR 2018 JULY TO 2019 JUNE

SL.No	MONTHS	NEW PATIENTS	OLD PATIENTS	TOTAL PATIENTS
1	JULY	8046	5997	14043
2	AUGUST	8588	6112	14700
3	SEPTEMBER	11114	5657	16771
4	OCTOBER	6574	5202	11776
5	NOVEMBER	7372	5602	12974
6	DECEMBER	6323	5823	12146
7	JANUARY	6059	7861	13920
8	FEBRUARY	7013	5901	12914
9	MARCH	7030	6070	13100
10	APRIL	5932	5592	11524
11	MAY	6306	5731	12037
12	JUNE	5978	6852	12830
		86335	72400	158735


Principal


D.A.P.M.R.V. Dental College
J.P. Nagar I Phase,
Bangalore - 560 078.

D.A.P.M.R.V.DENTAL COLLEGE

No. CA 37TH ,MAIN ROAD J.P.NAGAR BANGALORE -78

NO OF PATIENTS TREATED FOR THE YEAR 2019 JULY TO 2020 JUNE

SL.No	MONTHS	NEW PATIENTS	OLD PATIENTS	TOTAL PATIENTS
1	JULY	6583	9174	15757
2	AUGUST	4486	6291	10777
3	SEPTEMBER	4204	4840	9044
4	OCTOBER	5734	4960	10694
5	NOVEMBER	5604	9308	14912
6	DECEMBER	5957	5282	11239
7	JANUARY	6185	6079	12264
8	FEBRUARY	4357	5914	10271
9	MARCH	2021	1669	3690
10	APRIL	0	0	0
11	MAY	0	0	0
12	JUNE	0	0	0
	TOTAL	45131	53517	98648



D.A.P.M.R.V. Dental College
J.P. Nagar I Phase,
Bangalore- 560 078.



ESTD. 1961

SEVAKSHETRA HOSPITAL

(Sponsored by Canara Bank Relief & Welfare Society)
27th Cross, Banashankari 2nd Stage, Bangalore - 560 070
Phone : 26714194, 26717080 Email: cbrws_skh@yahoo.co.in



REF:SKH:KSS:RVDC:2021

DATE: 17/02/2021

The Principal
D.A Pandu Memorial R.V. Dental College
No.CA 37, 24th Main
1st Phase, J.P. Nagar
Bangalore- 560 078
Ph: 080 – 26547053

Madam,

Subject: Statistics of inpatients of Sevakshetra Hospital

Details of inpatients admissions for the period 2015 to 2020 are as follows;

For the year (January to December)	Total No. of inpatients
2015	4514
2016	4883
2017	4272
2018	4620
2019	4092
2020	2248

Thanking you,

Yours faithfully

GENERAL MANAGER

Principal
D.A.P.M.R.V. Dental College
J.P. Nagar I Phase,
Bangalore - 560 078.